


1.How to Login



Instruction


The email to be sent from noreply@thevista.co.th with a unique PASSCODE and different access links to be used for:

- **Exhibitor Backend Platform**
to update your company profile, products and VDO in the platform before & during the event
- **BEPlace Platform**
to meet & match with industrial visitors

*If you do not receive the Email, please check in your Spam or Junk box

2. Update Profiles

<https://beplace.thevista.co.th/authexhibitor/index/PPA20>

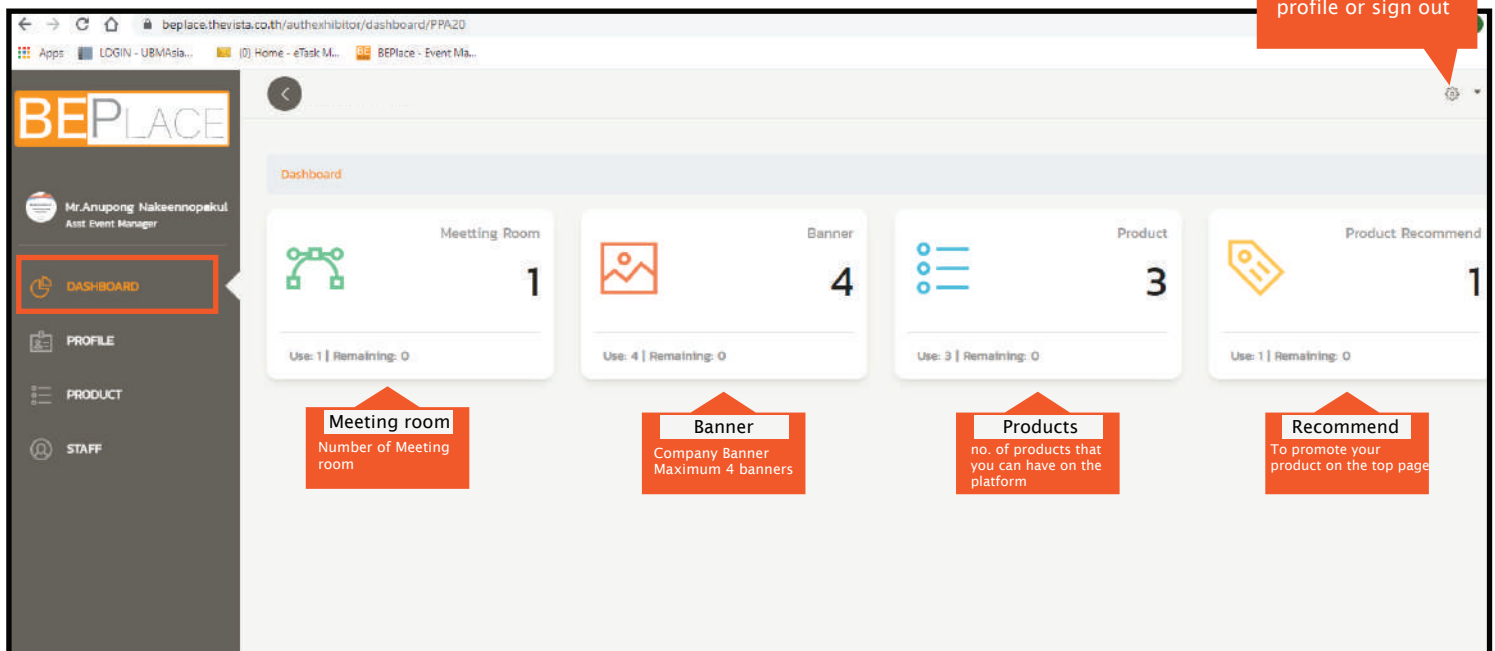


Instruction

1. Login BEPlace-Exhibitor with above link
2. Insert the passcodes from your email then click **“Get Started”**

2.1 Update Profiles (Dashboard)

Click to update your profile or sign out



2.2 Update Company Profiles (Profile)

This screenshot shows the 'Company Profile' update page in the BEPLACE dashboard. The interface includes a sidebar with navigation options (Dashboard, Profile, Product, Staff) and a main content area with various input fields and sections. Red callout boxes provide instructions for each section:

- Click here to update your Profile:** Points to the 'PROFILE' menu item in the sidebar.
- Insert Youtube/Youku Embed link:** Points to the 'VIDEO URL:' field.
- Update your company information:** Points to the 'COMPANY INFO' section containing fields for Name, Address, City, Country, Phone, Fax, Email, and Website.
- Insert your Company Logo:** Points to the 'COMPANY LOGO' section.
- Insert your Company Brochure:** Points to the 'BROCHURE' section with a 'New File' upload button.
- Insert your Company Banner Maximum 4 banners:** Points to the 'BANNER' section.
- Insert your social media e.g. Facebook, Whatapp:** Points to the 'SOCIAL MEDIA' section with fields for Facebook, Twitter, and WhatsApp.

This screenshot shows the 'Company Description' update page in the BEPLACE dashboard. The interface includes a sidebar with navigation options and a main content area with a rich text editor. Red callout boxes provide instructions for the description sections:

- Company Description -Short Description-:** Points to the 'DESCRIPTION [1]' section, which contains a short description: "Total Solutions for Processing and Packaging Industries".
- Company Description -Full Description-:** Points to the 'DESCRIPTION [2]' section, which contains a full description: "9 industry focused zones showcasing comprehensive innovations: Propak Asia assembles the most extensive of pioneering products and services from across the globe aiming to provide processing and packaging solutions from upstream to downstream. It strategically segments 9 focused zones to offer best solutions and new technologies with ease of navigation through the show."

3. Exhibitor Products Page

Products Quotas

Click here to update your Products details

#	PRODUCT NAME	RECOMMEND	STATUS	SORT	ACTIONS
P0003	Product Demo 01	RECOMMEND	STATUS	1	ACTION
P0004	Product Demo 02	RECOMMEND	STATUS	2	ACTION
P0005	Product Demo 03	RECOMMEND	STATUS	3	ACTION

Insert your product brochure

Insert your product Image (Maximum 2 images /product)

Insert your Product name

Select your Product Category

Insert your Products Short Description

Insert your Products Full Description

4. Staff

Staff is the one who handle the meeting room number of staff is same with the number of meeting room

Dashboard / Staff

Staff

Show 10 entries

#	FULLNAME	JOBTITLE	EMAIL	PASSCODE	ROLE	STATUS	ACTIONS
PO0100	Mr Anuspong Nakeernopakul	Asst Event Manager	anuspong.n@informa.com	KDLN64FSX002	Staff	Approved	ACTION
#	Fullname	JobTitle	Email	Passcode	Role	Status	Actions

Showing 1 to 1 of 1 entries

PREVIOUS 1 NEXT

EXPORT EXCEL NEW STAFF

Click here to update staff information

1 If you have one more meeting room. you can add a staff by clicking “New Staff Button” and fill up the information.
*One staff can be assigned per one meeting room.

2 Approved : Staff being approved by organiser
Waiting : Staff waiting approval from organiser
Rejected : Staff being rejected by organiser


3 Edit Staff Details

5. Visitor View

Propak Asia

Company Banner
Maximum 4 banners

Company Logo



Company Description
-Short Description-


Propak Asia

Total Solutions for Processing and Packaging Industries

Propak Asia 2020, the Processing & Packaging trade event for Food, Drink, Pharmaceutical, Cosmetics, and Consumer Products brought together exhibiting companies and buyers for a record breaking 2019.

DOWNLOAD BROCHURE
MEETING REQUEST


Company Brochure



<https://www.informamarkets.com>
 428 Ari Hills Building, 18th Floor Phahonyothin Road, Samsen Nai Phayae That 10400 Thailand

Youtube/Youku Embed link

Product




Product Demo 01

short description for product 1 maximum 500 chars.

PROPAC ASIA
AIR CONVEYING
ASEPTIC PACKAGING

AUTOMATION & CONTROL SYSTEMS
BAG FILLING

CONTROL & AUTOMATION EQUIPMENT



Product Demo 02


short description for product 2 maximum 500 chars.

AIR COMPRESSOR
AUTOMATION & CONTROL SYSTEMS

BAG CLOSING/SEALING
BULK PACKAGING

BUNDLING, SLEEVE WRAPPING

CARTON FORMING/CARTONING MACHINES



Product Demo 03

short description for product 3 maximum 500 chars.

GLUING AND SEALING
GOVERNMENT ORGANISATION


HIGH PRESSURE HOMOGENIZERS
HIGH SPEED CAMERAS

INDUSTRY ASSOCIATION
LABELLING MACHINES

Help

Products

6. How to use platform (15-17 July)



EXHIBITOR CHECK-IN with your Passcode at
<https://beplace.thevista.co.th/exhibition/PPA20/exhibition>

1
All Exhibitor lists

You can see list of all exhibitors here

2
Events Information and Event Highlight

You can see information regarding BEPlace platform and event highlight and activity

3
Exhibitor Check in

You can sign in here with your given passcode to access the platform

4
Events Date & Time

It indicates dates and operating hours of BEPlace Platform

5
Status of Events / Current time (Bangkok Time GMT+7)

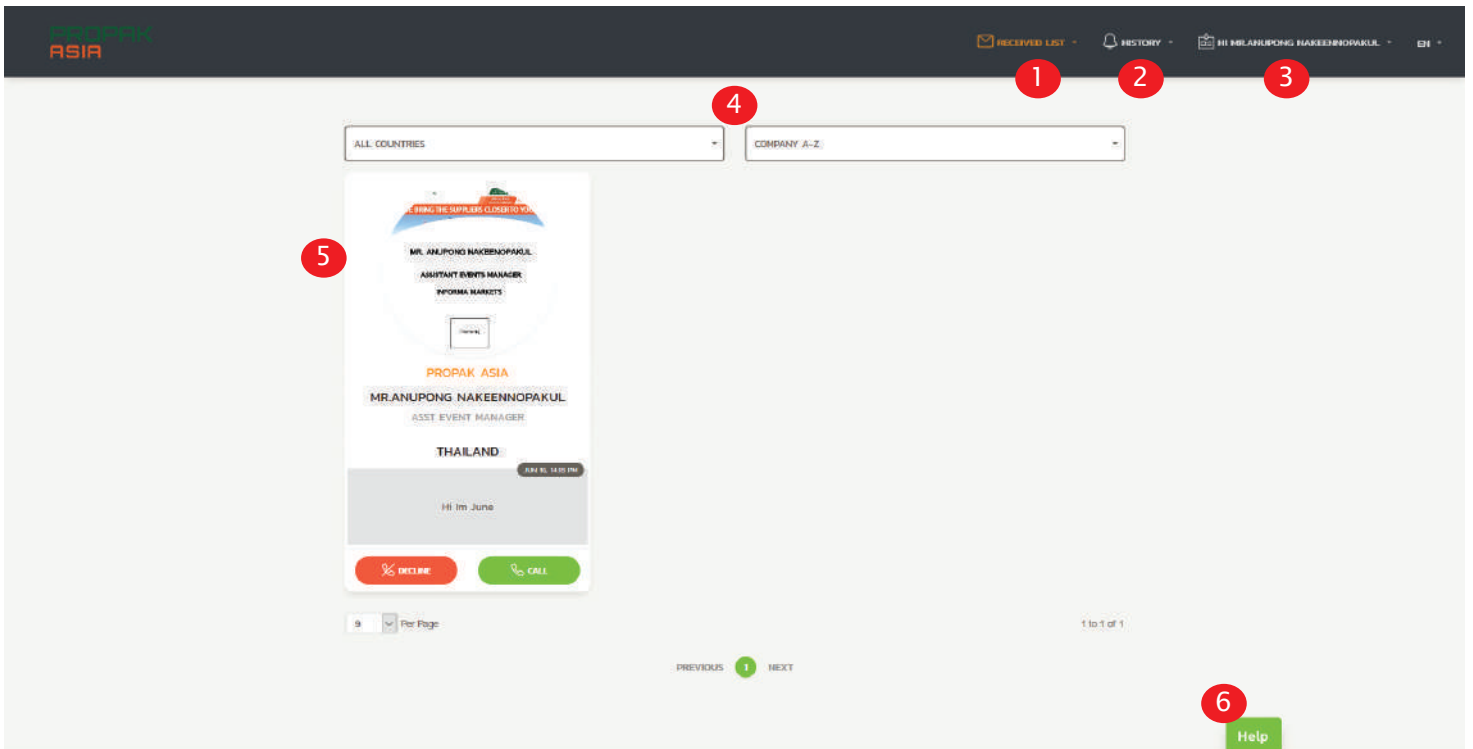
It indicates status of event as "Open" and "Close" with local time

6
Live Chat with organiser

It connects you with organizer for concierge service

*RECOMMENDED BROWSERS: Chrome, FireFox, Safari

7. Exhibitor view page



1
Received Lists

It shows requests from visitors to your company

2
History

It shows your call history on BEPlace platform

3
Exhibitor Profile

You can update exhibitor profile here

4
Search Function

You can search request by country and company name

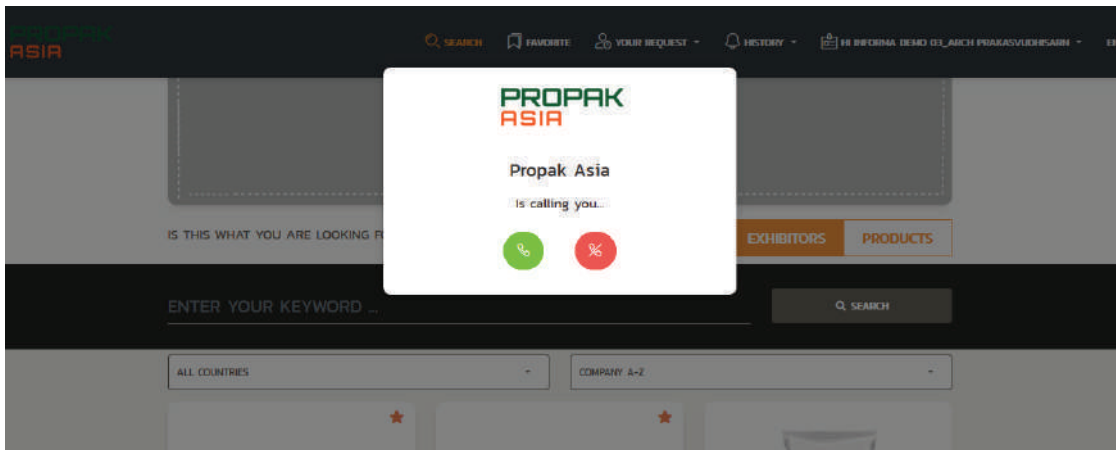
5
Received Lists page

It displays your receiving request from visitors and you can click to accept or decline the call

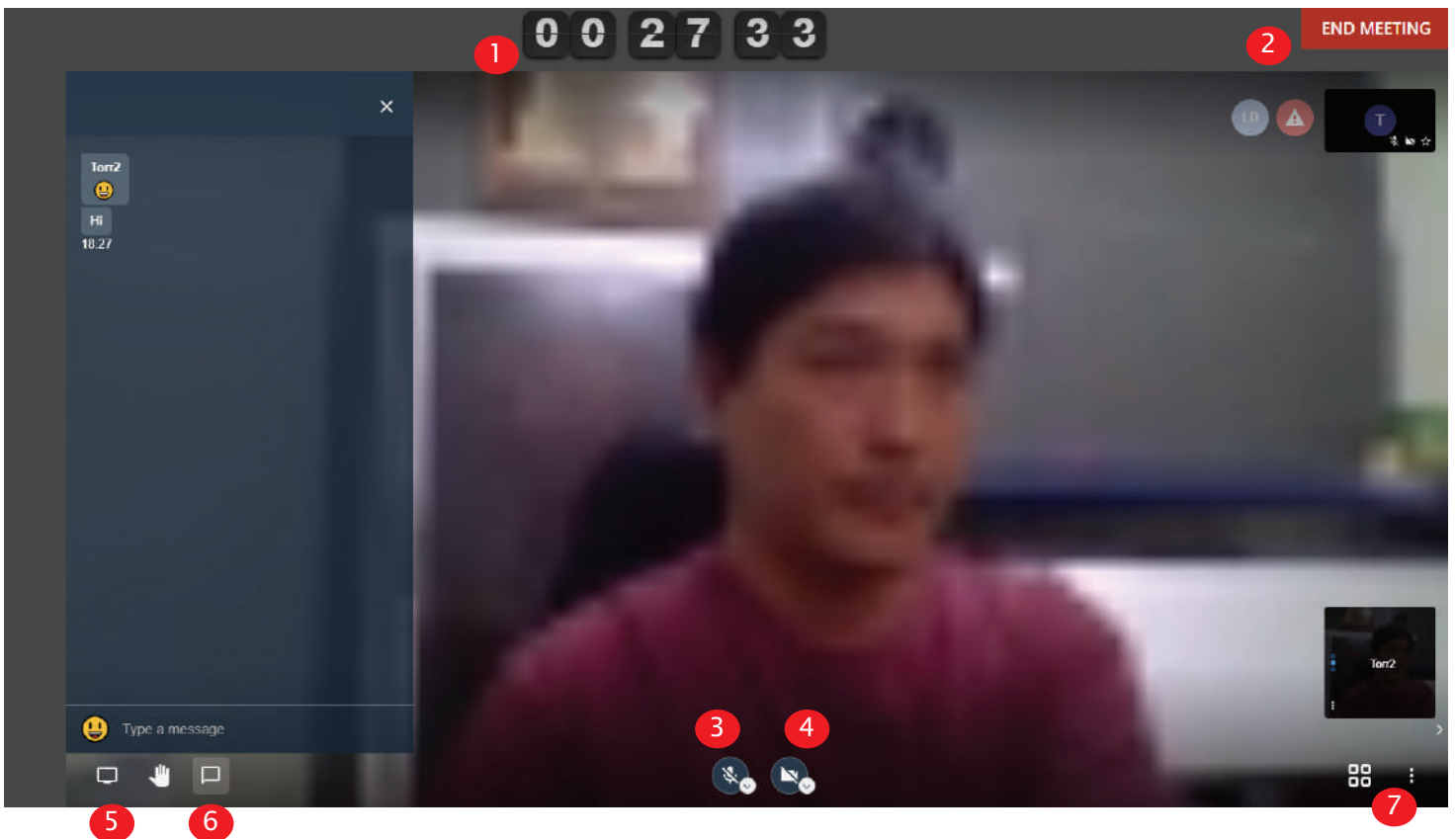
6
Live Chat with organiser

It connects you with organizer for concierge service

8. Call Meeting



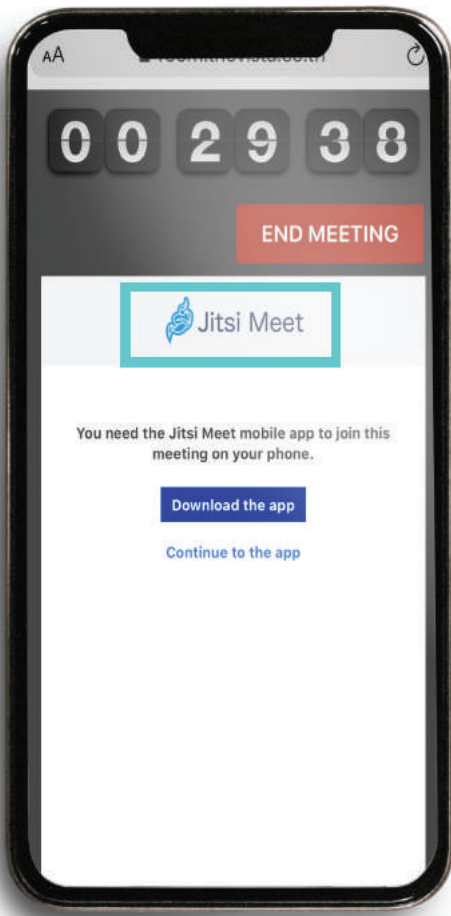
Visitor will get notification after you click accept the call. It will bring both exhibitor and visitor to a meeting room as show in photo below.



- 1 Meeting Time Countdown
- 2 End Meeting Button
- 3 Mute/Unmute button
- 4 On/Off Video
- 5 Share screen or files on the screen
- 6 Chat box
- 7 Setting your call meeting

9. Use BEPlace platform on MOBILE

Applied for NON-CHINA Users ONLY



NOTICE FOR MOBILE USERS

Recommended Browser

- Chrome 
- FireFox 
- Safari 

To make a Call Meeting

Please Download
“Jitsri Meet Mobile App”
to make a call on your mobile phone



Other Functions

Same as laptop

For Further Assistance, please contact

Anupong.n@informa.com (Anupong)